

Corporate Parenting Board

Areas of Focus

13/07/2023

Period: To 31/05/2023

CITY OF
WOLVERHAMPTON
COUNCIL

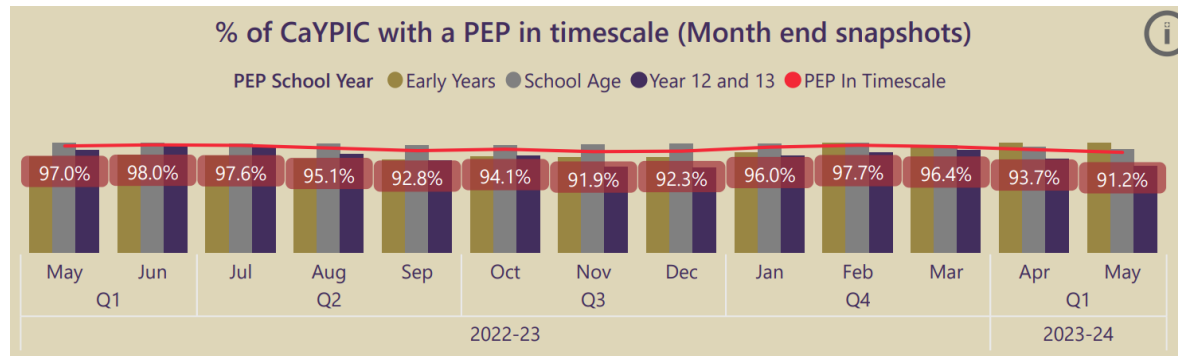
Data &
Analytics

wolverhampton.gov.uk



Areas of focus

% of CaYPIC with a PEP in timescale - The overall percentage of CaYPIC with a PEP in timescale for May has remained consistent at 91.2% (91.4% last month). At the end of May, 'Early-Years' had 100% PEP in timescale. The percentage for 'School Age' children has remained consistent at 93.8% (94% last month) and 'Years 12 & 13' has seen a decrease from 88.0% to 78.8%. There were 33 PEP fails at the end of May which is 3 less than the 36 reported at the end of April; 17 are school age children and 16 are in Years 12 and 13.



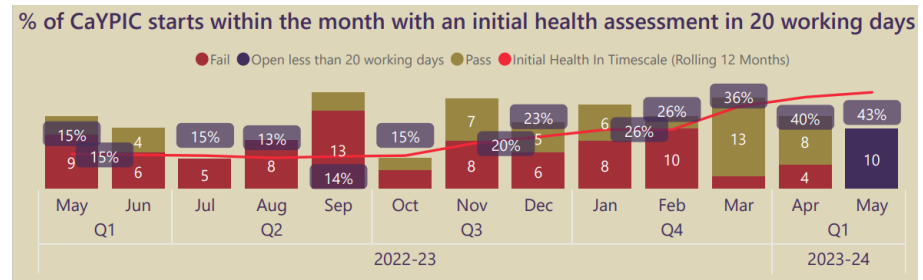
Service Comments - Performance in this area is a strength and has remained consistently high for some time. The Virtual School will continue to monitor years 12 and 13 PEPs to ensure these improve in line with performance for other year groups.

Areas of focus

% of CaYPIC starts within the month with an initial health assessment in 20 working days -

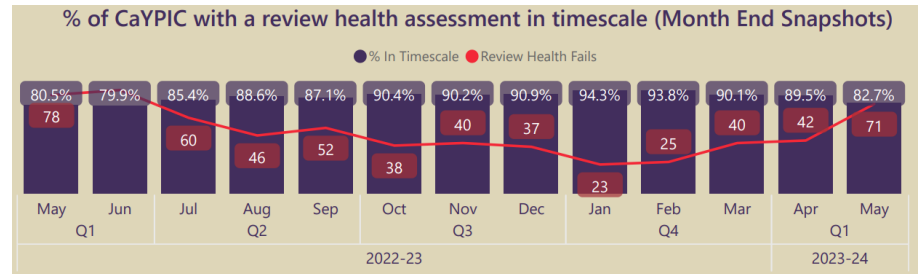
The percentage of CaYPIC with an Initial Health assessment within 20 working days of the young person entering care has continued to increase to 43% at the end of May, 28% higher than the comparative period in 2022.

Service Comments – Whilst it is positive that performance is increasing in this area it is important for us to continue to monitor and strengthen arrangements for IHAs to ensure performance further improves.



% CAYPIC with a review health assessment in timescale -

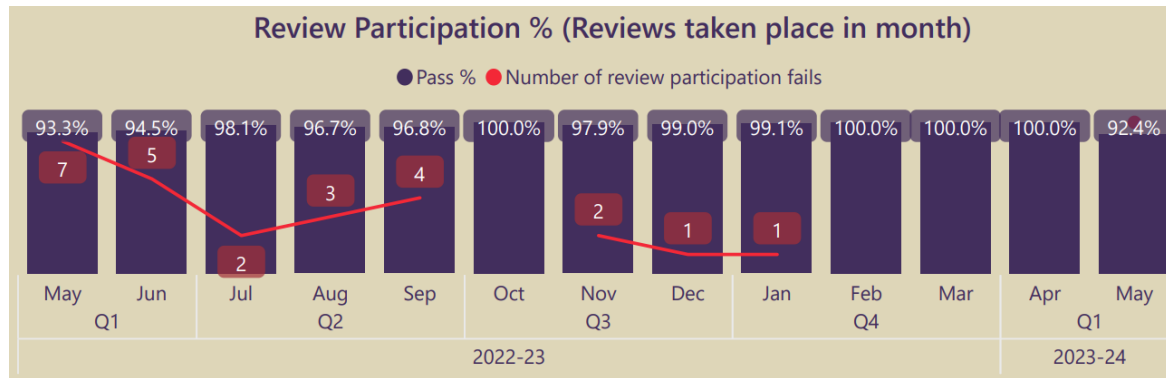
The overall percentage of CaYPIC with a review health assessment in timescale has decreased to 82.7% with 71 fails from 89.5% with 42 fails in April. The overall percentage remains below the latest published percentages for our statistical neighbours (90.2%), the West Midlands (86%) and England (89%).



Service Comments – Monthly meetings with health colleagues continue to take place and will unpick where the process is failing to ensure that RHAs are taking place within timescales. Performance had improved to above 90% from Dec 2022 – March 2023 and we will work towards achieving this again. It is anticipated May’s performance will improve with retrospective recording

Areas of focus

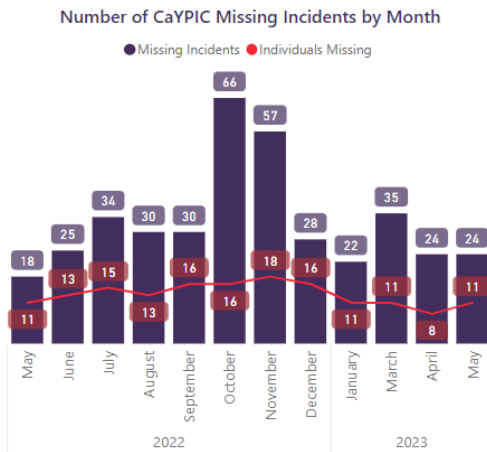
Review Participation % (Reviews taken place in month) – 92.4% of reviews that took place in May had participation recorded. There were initially eight review participation fails for May when the performance reports were produced, however retrospective recording on Eclipse after the end of the month has reduced the number of fails to three, improving the percentage for May, showing 97.4% (as of 26/06/23).



Service Comments - Performance in this area is a strength and has remained consistently high for some time. The Participation from February to April 2023 was 100%. It is anticipated May's performance will improve with retrospective recording

Areas of focus

Number of CaYPIC Missing Incidents by Month – Numbers of missing incidents for CaYPIC have remained stable over the past five months following the increase recorded in October and November 2022. There were 24 missing incidents for 11 CaYPIC in May with two thirds of these incidents due to child missing from their foster home. In May, there were no CaYPIC missing for more than 7 days, the third time this has occurred within the last 4 months. There were 4 missing incidents between 2-6 days, the lowest number recorded since July last year and the majority of missing incidents in the month (58%) where the young person was missing for one day.



Year	2021		2022		2023													
Missing From	December	January	February	March	April	May	June	July	August	September	October	November	December	January	February	March	April	May
Foster care	25	12	8	9	8	5	12	18	13	20	49	36	14	12	20	19	12	16
Other	2	1	2	1	1	3		2	1	1	4	2	2	2	1		2	1
Parental/family home						1	1	2	3		3	8	4	1	1			
Residential Home	31	15	11	17	21	7	5	12	13	7	7	9	7	6	6	15	10	7
School		4			1	2	7			2	3	2	1	1	1	1		
Total	58	32	21	27	31	18	25	34	30	30	66	57	28	22	29	35	24	24

Year	2021		2022		2023													
Time Missing	December	January	February	March	April	May	June	July	August	September	October	November	December	January	February	March	April	May
<24 Hours	11	10	6	10	9	6	8	17	4	11	27	17	6	7	12	7	5	6
1 Day	42	19	14	13	18	6	8	12	13	11	27	29	14	7	10	19	12	14
2-6 Days	5	3	1	3	4	4	5	4	9	7	10	10	6	7	7	7	7	4
7+ Days				1		2	4	1	4	1	2	1	2	1		2		
Total	58	32	21	27	31	18	25	34	30	30	66	57	28	22	29	35	24	24

Service Comments - It is positive the numbers of missing incidents for CaYPIC have remained stable over the past five months with a number of specific indicators improving evidencing overall missing has reduced. We continue to work together across services to support young people’s stability in their relationships, homes and education to further reduce missing episodes.